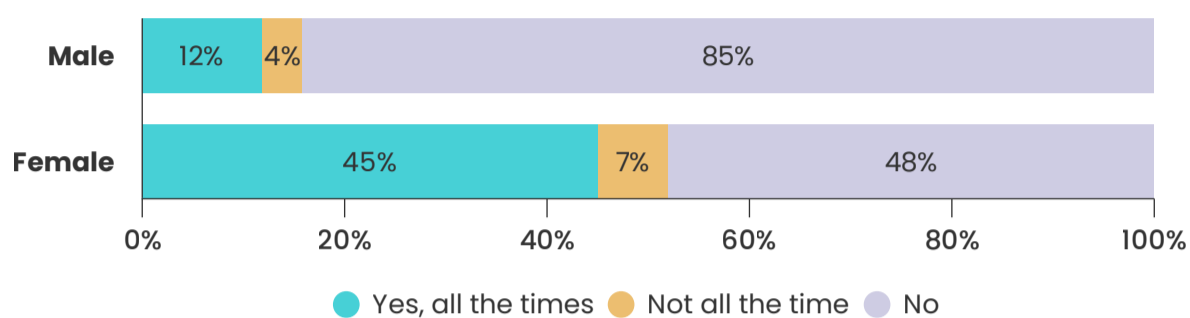


## Unpaid Care Work

Time spent looking after children, Elderly, Disabled

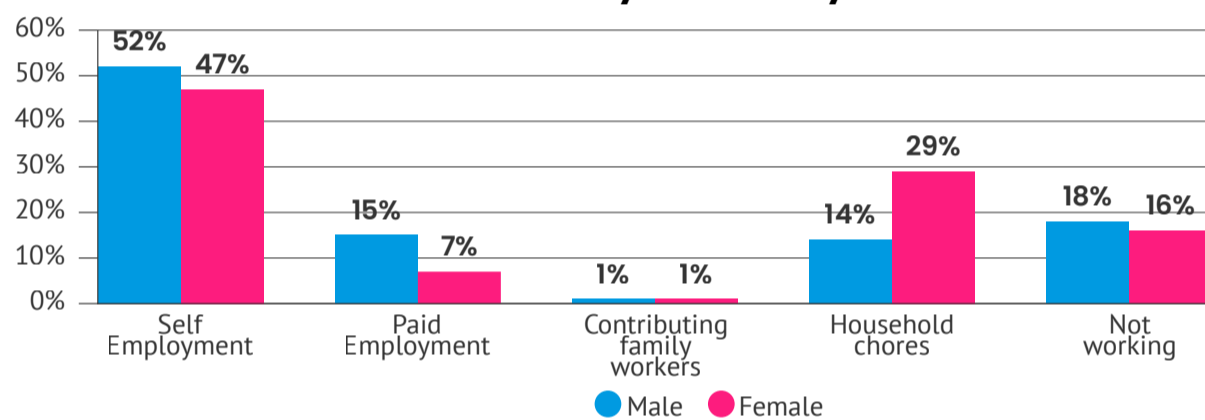


(Source: UNPS 2018/2019)

**45%**  
OF WOMEN  
take care  
of children,  
elderly or  
disabled all  
the time

45% of women take care of children, elderly or disabled all the time compared to 12% men

Main Activity status by Gender



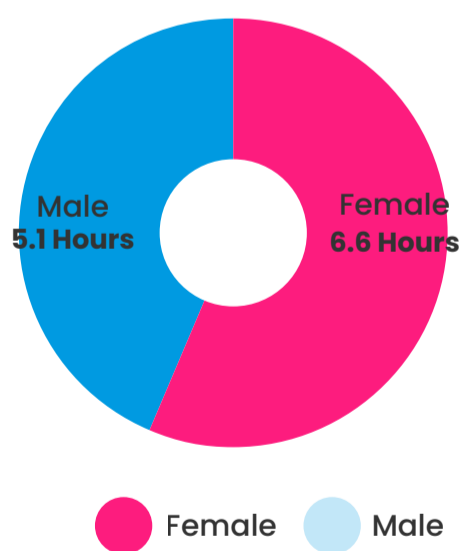
(Source: UNPS 2018/2019)

**46%**  
OF WOMEN  
are in  
unpaid care  
work

**33%**  
OF MEN  
are in  
unpaid care  
work

There are more women in Unpaid care work than men.

Time spent Daily on Unpaid care work by Gender



Source: Uganda Time Use Survey Report 2017-2018

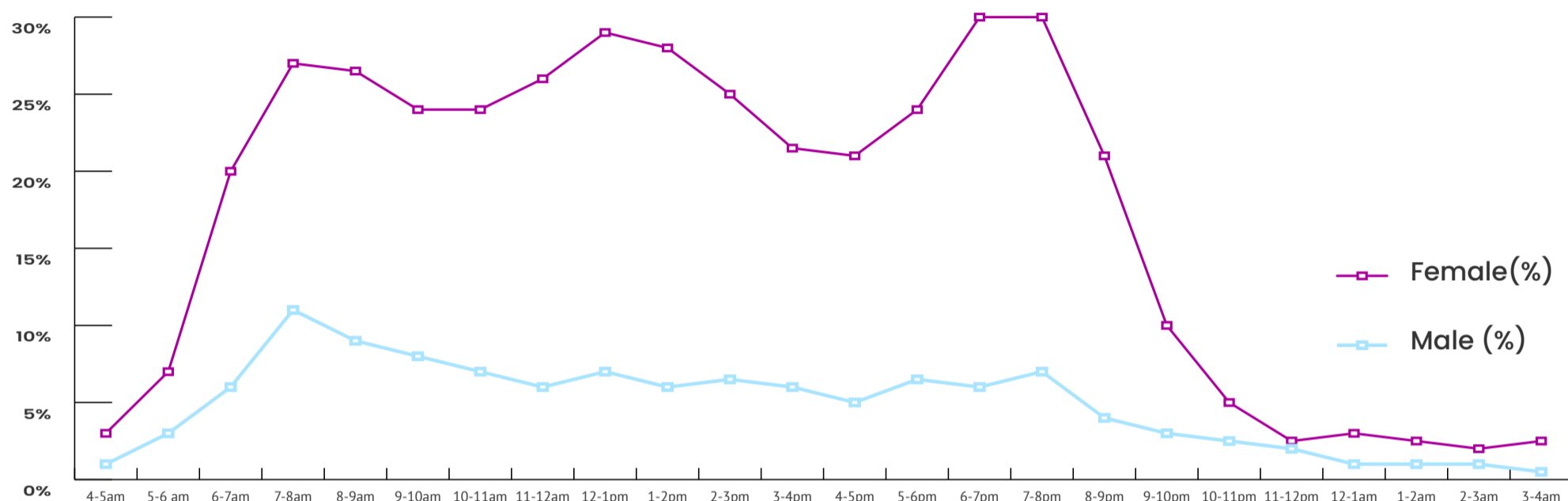
**6.6hrs** Spent by **women**  
on unpaid care  
work

**5.1 hrs** Spent by **men**  
on unpaid care  
work

Women spend 6.6 hours daily on Unpaid care work compared to 5.1 hours spent by men.

## Unpaid Care Work

Time spent on unpaid care work across the day by Gender



Source: Uganda Time Use Survey Report 2017-2018

Women spend more time on Unpaid care work than men throughout the day

### Morning

**27%** WOMEN  
**12%** MEN

The peak hours of unpaid care work are in the morning where women spend 27% of their time on unpaid work compare to men (12%)

### Midday

**29%** WOMEN  
**6%** MEN

The next peak hours are around midday and women spend 29% of their time on Unpaid work compared to men (6%)

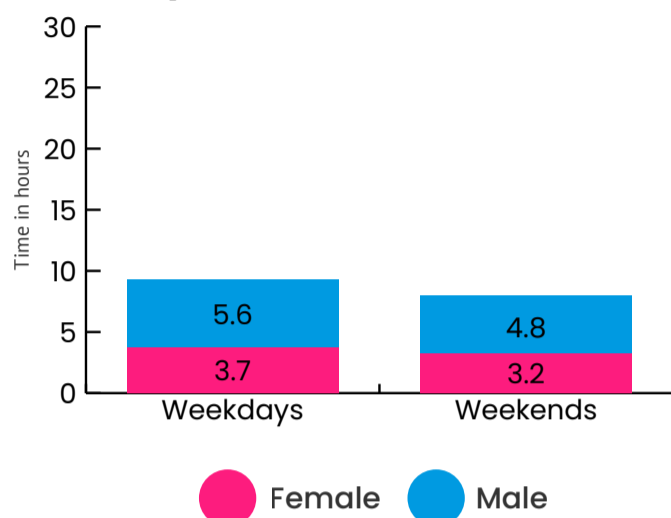
### Evening

**30%** WOMEN  
**7%** MEN

The last peak hours are in the evening and women spend 30% of their time on unpaid work compared to men (7%)

## Unpaid Care Work

### Average time spent on productive work during weekdays and weekends (Hours)



Source: Uganda Time Use Survey Report 2017-2018

On average, women spend less time on productive work than men during both weekdays and weekends.

#### Weekdays

**3.7hrs** Time spent by **women** on unpaid care work

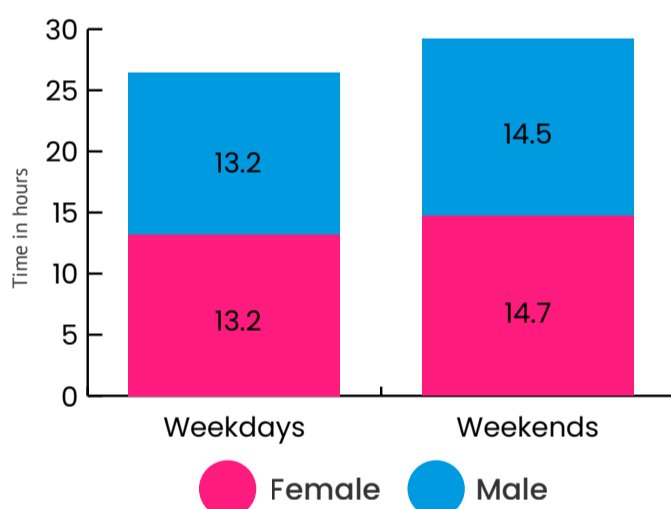
**5.6 hrs** Time spent by **men** on unpaid care work

#### Weekends

**3.2hrs** Time spent by **women** on unpaid care work

**4.8 hrs** Time spent by **men** on unpaid care work

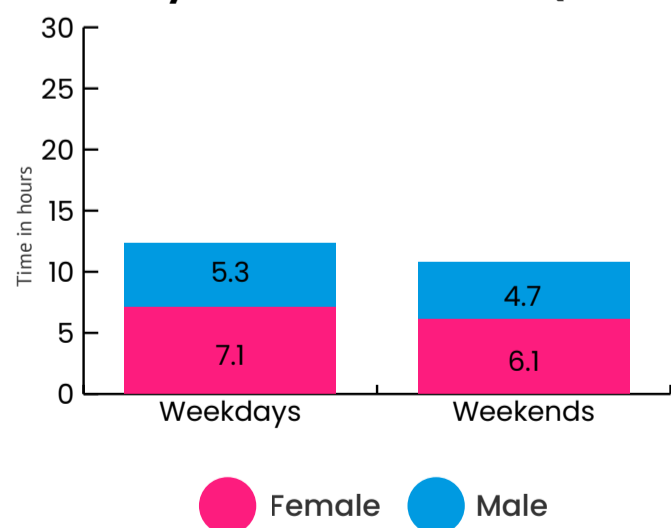
### Average time spent on unproductive Work during weekdays and weekends (Hours)



Source: Uganda Time Use Survey Report 2017-2018

On Average, Men and women spend the same amount of time on unproductive work on both weekdays and weekends. This includes socializing, religious practices, culture, and leisure among others.

### Average time spent on unpaid work during weekdays and weekends (Hours)



Source: Uganda Time Use Survey Report 2017-2018

On average, Women Spend more time on unpaid care work than men during both weekends and weekdays

#### Weekdays

**7.1hrs** Time spent by **women** on unpaid care work

**5.3hrs** Time spent by **men** on unpaid care work

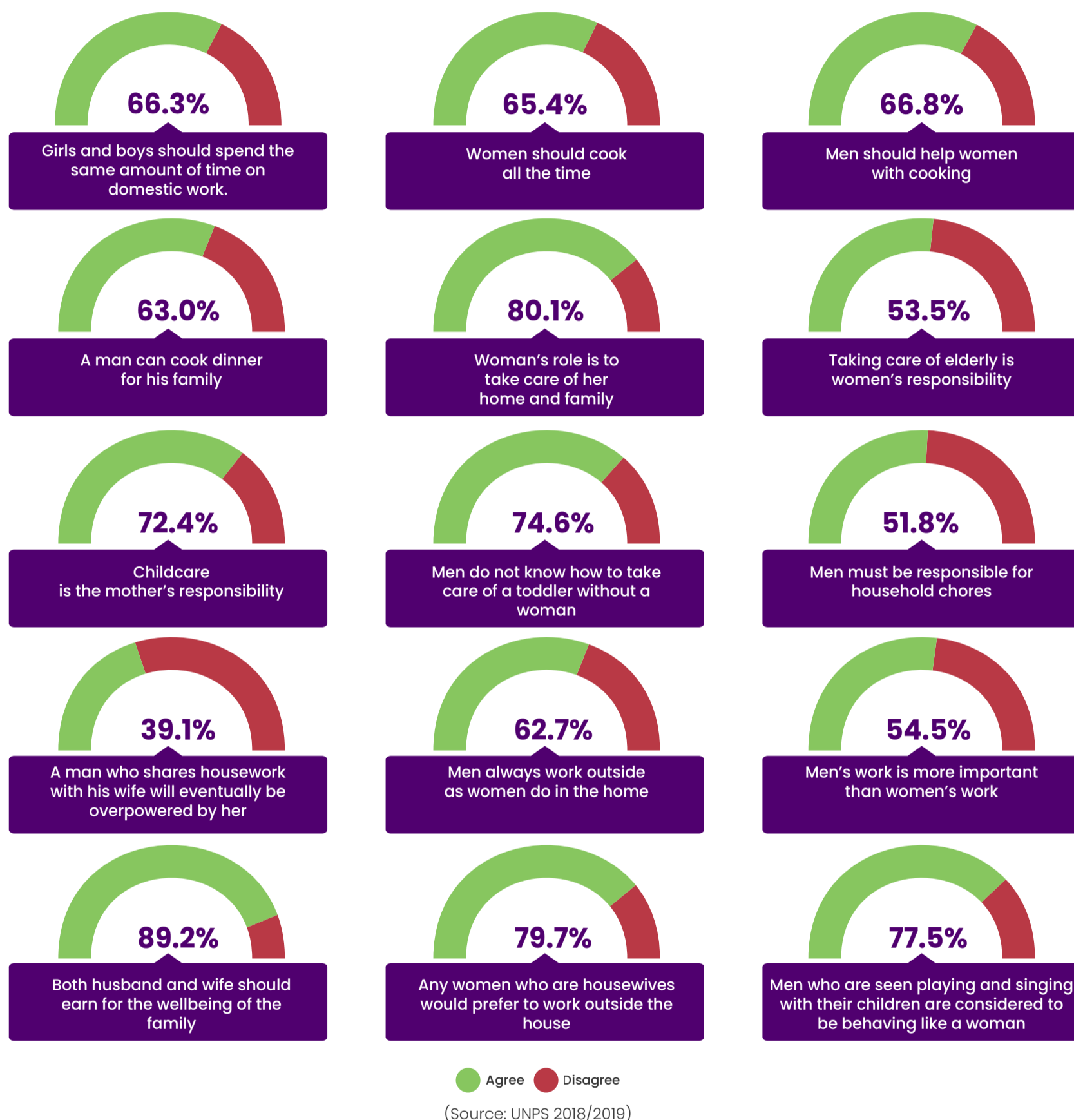
#### Weekends

**6.1hrs** Time spent by **women** on unpaid care work

**4.7hrs** Time spent by **men** on unpaid care work

## Unpaid Care Work

### Perception on Un-Paid Care Work



**89.2%** of the respondents believe that both husband and wife should earn for the wellbeing of the family

**39.1%** of the respondents believe that a man who shares housework with his wife will eventually be overpowered by her

**51.8%** of the respondents believe that men must be responsible for house chores

**79.7%** of women who are housewives would prefer to work as opposed to being housewives.

**77.5%** of the respondents believe that men who are seen playing, dancing, singing with their children are considered to be behaving like a woman

**66.8%** of the respondents believe that men should help women in cooking



Advocates Coalition for Development and Environment  
(ACODE)

Plot 96 Kanjokya Street, Kamwokya

P. O. Box 29836, Kampala

Email: [library@acode-u.org](mailto:library@acode-u.org); [acode@acode-u.org](mailto:acode@acode-u.org)

Website: <http://www.acode-u.org>

With support from



**IDRC • CRDI**

International Development Research Centre

Centre de recherches pour le développement international

Canada 