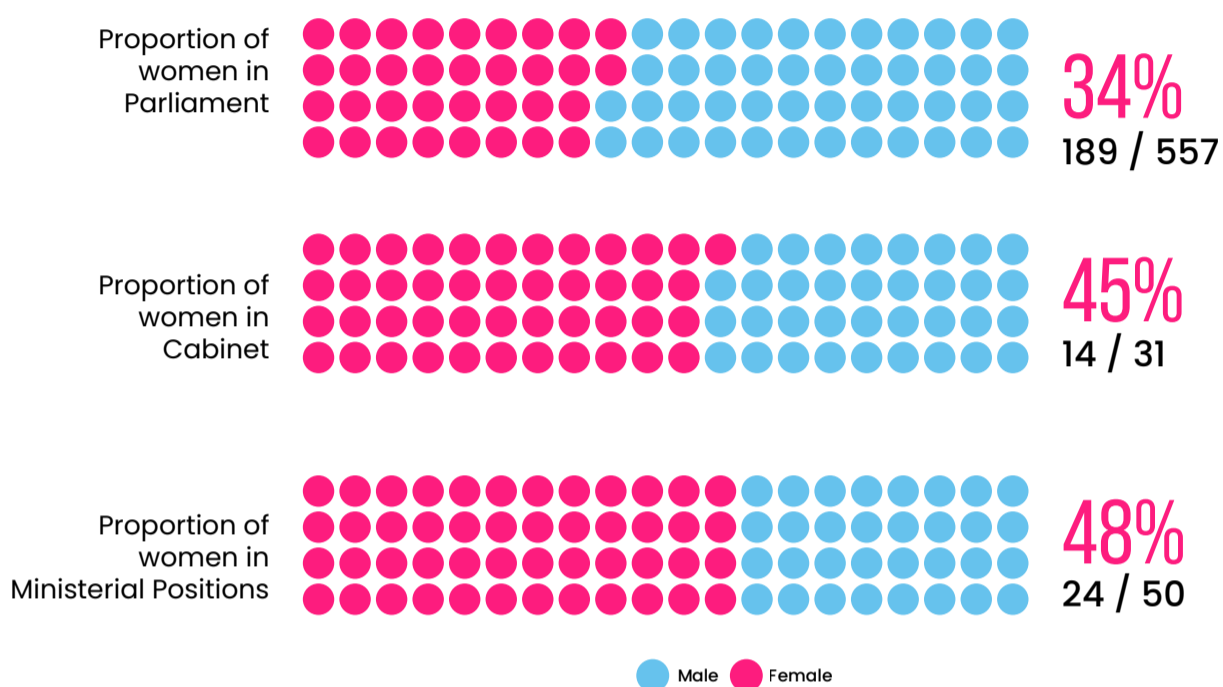


Political participation

Proportion of women in Parliament, Cabinet and Ministerial Positions (2021-2026)




(Source: Parliament of Uganda (2023))

34%
WOMEN
parliamentary
membership

45%
WOMEN
cabinet
membership

Women occupy only 34% of parliamentary membership and only 45% of cabinet positions

Proportion of Women RDCs, CAOs, Deputy RDCs & Town Clerks (2023/2024)



(Public domain; Accessed November 2023)

7.5%
WOMEN
town clerks

13.4%
WOMEN
CAOS

21.6%
WOMEN
Deputy RDCs

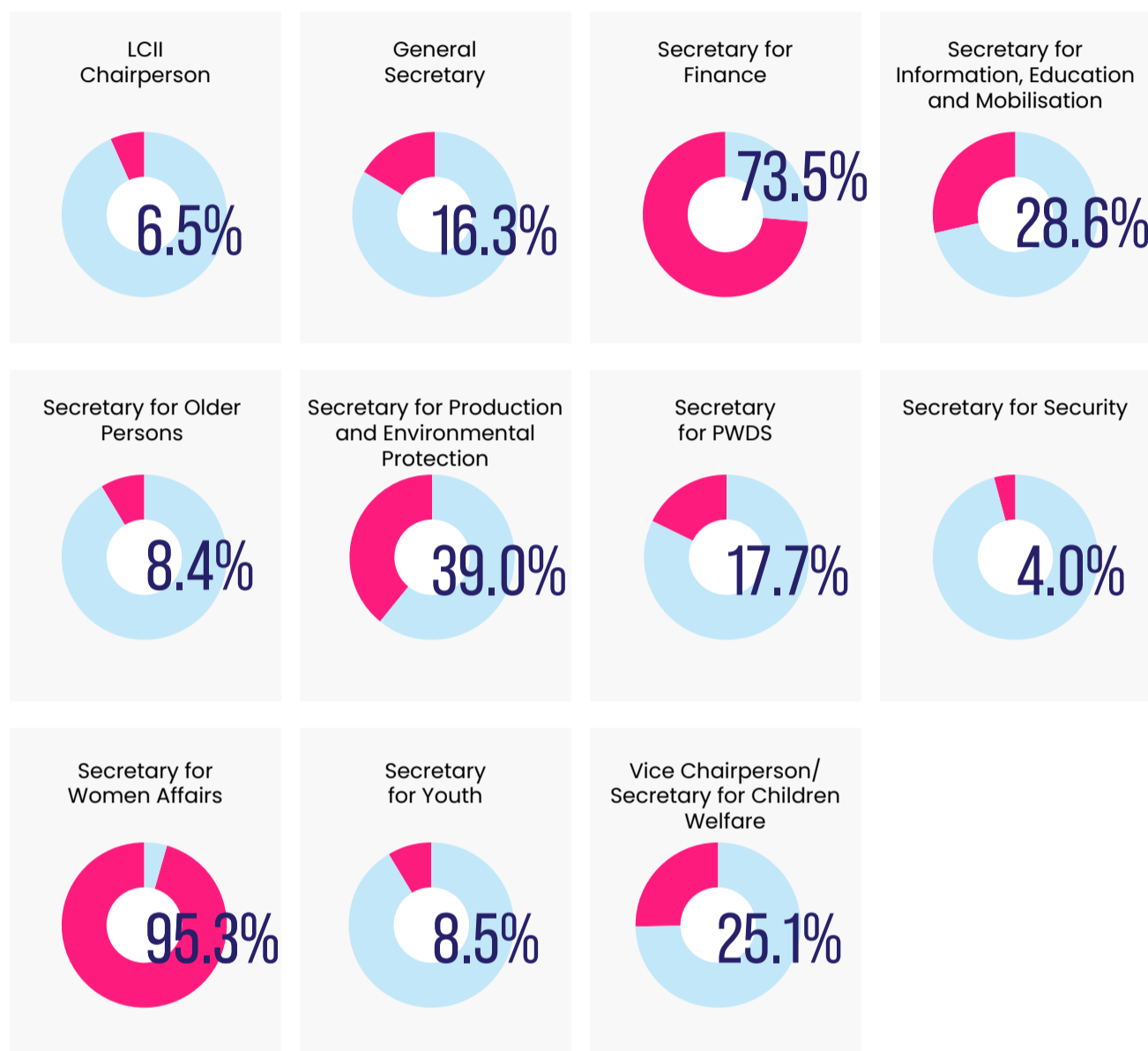
21.8%
WOMEN
RDCs

<30.0%

Less than 30% of the women are represented in the Local Government structure leadership. This contradicts Article 32 of the Constitution of Uganda (1995) and the Local Government Act (LGA) on affirmative action.

Political participation

Composition of Parish councils (Electoral Commission 2019)



(Source: Electoral Commission 2019)

73.5%
WOMEN
are secretaries
for Finance

73.5% of the women are secretaries for Finance which shows great financial trust in women.

6.5%

WOMEN
are LC I
chairpersons

39.0%

WOMEN
are Secretary
for Production
and
Environmental
Protection



Advocates Coalition for Development and Environment
(ACODE)

Plot 96 Kanjokya Street, Kamwokya

P. O. Box 29836, Kampala

Email: library@acode-u.org; acode@acode-u.org

Website: <http://www.acode-u.org>

With support from



IDRC • CRDI

International Development Research Centre

Centre de recherches pour le développement international

Canada 