



L-R: Ms. Rose Gamwera, Secretary General ULGA; Mr. Ben Kumumanya, PS. MoLG and Dr. Arthur Bainomugisha, Executive Director ACODE in a group photo with award winners at the launch of the 8th Local Government Councils Scorecard Report FY 2018/19 at Hotel Africana in Kampala on 10th March 2020

1.0 Introduction

This brief was developed from the scorecard report titled, “The Local Government Councils Scorecard FY 2018/19. The Next Big Steps: Consolidating Gains of Decentralization and Repositioning the Local Government Sector in Uganda.” The brief provides key highlights of the performance of elected leaders and Council of Ntungamo District Local Government during FY 2018/19.

1.1 Brief about the District

Ntungamo District is located in southwestern Uganda and shares borders with Kabale District in the southwest, Mitooma and Sheema¹ districts in the west, Rukungiri District in the northwest, Mbarara and Isingiro districts in the north, Mbarara District in the east and the Republics of Tanzania and Rwanda in the southeast. The population of the district is at 527,000 people, of whom 271,800 are female and 255,200 male (UBOS, 2019).

¹ Mitooma and Sheema are new districts carved out of Bushenyi which was formerly neighbouring Ntungamo District in the west.

1.2 The Local Government Councils Scorecard Initiative (LGCSCI)

The main building blocks in LGCSCI are the principles and core responsibilities of Local Governments as set out in Chapter 11 of the Constitution of the Republic of Uganda, the Local Governments Act (CAP 243) under Section 10 (c), (d) and (e). The scorecard comprises of five parameters based on the core responsibilities of the local government Councils, District Chairpersons, Speakers and Individual Councillors. These are classified into five categories: Financial management and oversight; Political functions and representation; Legislation and related functions; Development planning and constituency servicing and Monitoring service delivery.

The parameters are broken down into quantitative and qualitative indicators. Separate scorecards are produced for the Chairperson, Speaker, individual Councillors, and the District Council as a whole. The major rationale of the LGCSCI is to induce elected political leaders and representative organs to deliver on their electoral promises, improve public service delivery, ensure accountability and promote good governance through periodic assessments.

1.3 Methodology

The FY 2018/19 LGCSCI assessment used face-to-face structured interviews, civic engagement meetings, documents’ review, key informant interviews, field visits and photography to collect the relevant data. The assessment was conducted between November and December 2019. A total of 51 elected leaders (49 District Councillors, Chairperson and Speaker) and Council were assessed.

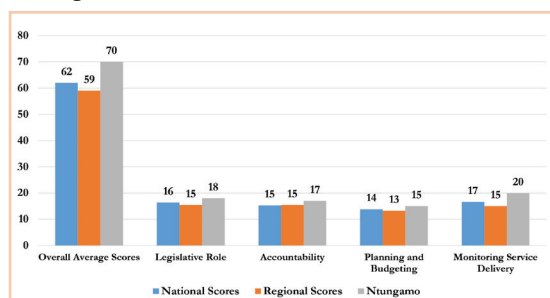
2.0 Results of the Assessment

This section highlights the performance of Council, Chairperson, Speaker and Councillors of Ntungamo District Local Government during the FY 2018/19.

2.1 Performance of Ntungamo District Council

The District Council was assessed based on: executing the legislative mandate; accountability; planning and Budgeting and monitoring service delivery. Ntungamo District Council scored an overall 70 out of 100 points; a six point improvement from the previous score of 64 in the 2016/17 assessment. This performance ranked Ntungamo 11th amongst the 35 district councils assessed nationally and 3rd amongst the 11 districts assessed in western Uganda. Figure 1 shows the performance of Ntungamo District Council per parameter. Further details are shown in Table 1.

Figure 1: Performance of the District Council on Key Parameters Relative to National and Regional Average Performances



Source: Local Government Council Scorecard Assessment FY 2018/19

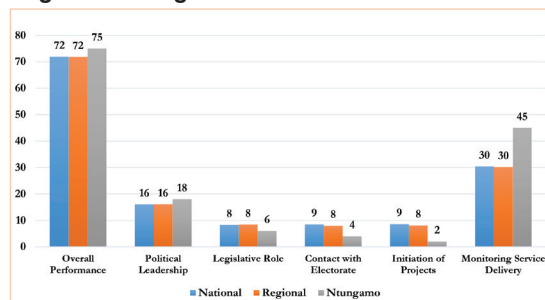
Council's overall performance was enhanced by its impressive scores under the parameters of legislation and accountability to citizens in which it scored 18 and 17 points respectively. The highlight of council's performance in these parameters includes the fact that committees of council were found to be functional, council was more responsive to citizens' petitions and the fact that council opens its doors to the citizens in the conduct of council's business. However, council's overall performance was undermined by low scores in monitoring services which was attributed to lack of monitoring reports prepared by standing committees and lack of substantial evidence of council's follow up actions in respect of service delivery issues identified during monitoring visits.

2.2 Performance of the District Chairperson

Hon. Denis Simpson Singahache of the ruling NRM party was the District Chairperson of Ntungamo District during the FY 2018/19. He was serving his second term as District Chairperson. Suffice to note that Hon. Singahache previously served as the Speaker of Ntungamo District Council. Overall, the Hon. Singahache scored 75 out of 100 points, which shows an improvement of four points compared to the FY

2016/17 assessment. According to this performance, Hon Singahache was ranked 16th amongst the 35 district chairpersons assessed and 5th amongst the 11 chairpersons assessed from the western region. Figure 2 shows the details of performance of the Chairperson.

Figure 2: Performance of the District Chairperson on Key Parameters Relative to National and Regional Average Performances



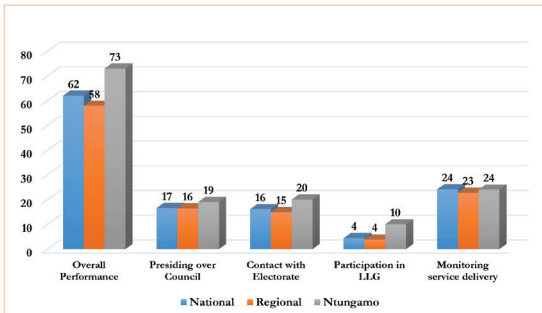
Source: Local Government Council Scorecard Assessment FY 2018/19

Hon. Singahache's best performance was in monitoring service delivery and providing political leadership. He scored maximum points in monitoring as it was evident that he had undertaken monitoring across all the sectors and followed-up on service delivery concerns and caused some changes. However, the District Chairperson's scores on contact with electorates, legislative role and initiation of development projects undermined his overall performance. The results show that the District Executive Committee (DEC) which is headed by the district chairperson had neither introduced any policy or bill in council. There was also no substantial evidence of any development project initiated by the district chairperson in the FY 2018/19. Further details are shown in Table 2.

2.3 Performance of Speaker of Council

The Speaker of Ntungamo District Council was Hon. Elijah Atuhaire who also doubled as the representative of Rushenyi Sub County. Hon. Atuhaire, a member of the NRM party was serving his 5th term in office. The Speaker of council was assessed on 4 parameters of; i) presiding over and preservation of order in council, ii) contact with electorates, iii) participation in the lower local government, and iv) monitoring service delivery. With a score of 73 points, Hon. Elijah Atuhaire was 9th amongst the 35 speakers of council assessed covered by the assessment and emerged 4th amongst the 11 speakers of council assessed in the western region. Details are shown in Figure 3. The Speaker's best performance was registered under contact with the electorate and attending council meetings at Rugarama Sub County where he scored 20 out of 20 points and 10 out of 10 points respectively. Further details are shown in Table 3.

Figure 3: Speaker of Council's Performance on Key Parameters Relative to National and Regional Average Performances

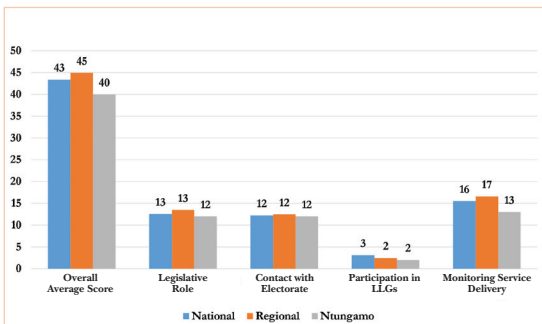


Source: Local Government Council Scorecard Assessment FY 2018/19

2.4 Performance of Ntungamo District Councillors

There were 49 councillors assessed (2 were assessed using secondary data) in the year under review; the councillors were assessed on four parameters of; i) legislative role, ii) contact with electorates, iii) participation in lower local government, and iv) monitoring service delivery. Overall the councillors scored an overall average of 40 out of 100 points, which is below average. The councillors' overall average performance has stagnated over the last two assessments. Figure 4 shows the details.

Figure 4: Performance of the District Councillors on Key Parameters Relative to National and Regional Average Performances



Source: Local Government Council Scorecard Assessment FY 2018/19

Generally, councillors' performance was below average across the four parameters upon which their assessment was based. The lowest performance was registered in monitoring service delivery and participation in the lower local governments. This performance is largely attributed to failure to meet the scorecard thresholds and inadequate records as evidence of claim of performances. Further details are shown in Table 4.

3.0

Critical Factors Affecting Performance

- Limited contact with electorate:** The results showed that several councillors (12) did not organize community meetings with their electorate at the sub county level. Those that organized meetings either did not provide information about what the district was doing or planning to do or pick feedback and officially submit it to the district council.
- Inadequate monitoring of government projects:** Although councillors appreciated their monitoring role, they did not give it a priority and most of them performed poorly on this parameter. Results show that 46 out of 49 councillors scored less than 50% of the total score for monitoring (45 points). This means that majority of those that monitored, either did not write reports, submit them to the respective secretaries or follow-up on service delivery concerns to cause change.
- Poor record keeping:** There was a gap in report writing especially after monitoring exercises. It is due to inadequate report writing that majority of the councillors performed poorly on this parameter. More than half of the councillors did not have adequate evidence of their monitoring.
- New Councillors:** Majority of the Councillors were serving their first term and reported that they were still learning how the systems work. Therefore lack of knowledge of local government systems severely affected their performance.
- There were instances of failure to adhere to Standard Rules of Procedure that govern the proceedings of council meetings. For instance, members of council were debating more than once on matters on the floor, non-members of council were allowed to debate in council and as such some council meetings took over three days.

4.0

Recommendations

- The Council should introduce a mandatory requirement for councillors to produce individual monitoring reports to committees and council.
- The district council should appropriate some funds out of their local revenues to facilitate monitoring activities of councillors.
- There is still need for councillors to schedule and organize regular meetings with their electorate in order to give them feedback and get information from them on what is happening from the electoral area.
- The councillors should endeavor to follow up with the district officials especially the Chief Administrative Officer and Heads of Departments to ensure issues raised during monitoring are worked on.
- The Council should organize the exchange learning visits for councillors to learn from districts whose councils performed better.
- The Council should lobby for more induction sessions to enable them clearly understand their roles and responsibilities and how to conduct council business.
- There is need for the Speaker of Council to ensure strict adherence to the Standard Rules of Procedure for Local Councils.

Table 3: Speaker of Council, Ntungamo District FY 2018/19

Identifiers						Performance		Presiding over Council						Contact Electorate		LLG	Monitoring Service Delivery										
Name		Political Party	Constituency	District	Gender	Terms Served	2016/17	2018/19	% Change	Chairing Council	Rules of Procedure	Business Committee	Records Book	Record of Motions	Special Skills	Sub Total	Meetings Electorate	Coordinating Centre	Sub Total	Health	Education	Agriculture	Water	Roads	FAL	Environment	Sub Total
							100	100		3	9	3	2	3	5	25	11	9	20	10	7	7	7	7	5	5	45
Maximum Scores							100	100		3	9	3	2	3	5	25	11	9	20	10	7	7	7	7	5	5	45
Elijah Atuhaire	NRM	Rushenyi	Ntungamo	M	5		75	73	-3	3	9	2	2	3	0	19	11	9	20	10	5	4	1	1	4	4	24
Average						2	57	62	18	3	7	2	2	2	0	17	8	8	16	4	5	4	3	4	1	3	24

Table 4: Performance of Councillors, Ntungamo District FY 2018/19

Identifiers				Performance		Legislation				Contact Electorate		LLG	Monitoring Service Delivery											
Name	Political	Constituency	Gender	Terms Served	2016/17	2018/2019	% Change	Plenary	Committee	Motion	Special Skills	Sub Total	Meeting Electorate	Office	Sub Total	Sub County Meetings	Health	Education	Agriculture	Water	Roads	FAL	ENR	Sub Total
Maximum Scores					100	100		8	8	5	4	25	11	9	20	10	7	7	7	7	7	5	5	45
Phoebe Asimwe	NRM	Ngoma, Kayonza & Rwentobo T/C	F	1	28	72	157	3	8	2	0	13	10	9	19	10	5	7	7	1	1	4	5	30
Denis Savimbi Muhumuza	NRM	Itojo	M	2	34	67	97	8	8	5	0	21	7	9	16	4	2	3	5	6	5	0	5	26
Ashel Mupenzi	NRM	Rwikiriro	M	1	49	63	29	8	8	5	0	21	10	9	19	6	5	1	5	1	1	0	4	17
Dan Buteera	NRM	Ngoma	M	6	50	61	22	8	8	2	0	18	3	9	12	10	1	5	1	5	5	0	4	21
Dinah Nabasa Nuwabeine	NRM	Kibatsi/ Ihunga	F	2	45	54	20	8	8	5	0	21	7	9	16	6	1	1	1	1	1	1	5	11
Patrick Rwakabare	NRM	PWD	M	2	51	51	0	1	3	0	0	4	10	9	19	6	5	4	1	5	5	1	1	22
Ainea Asasiwe	NRM	Ruhama East	M	1		51		3	8	2	0	13	7	9	16	0	1	5	5	5	0	1	22	
Aida Nturanabo Sanyu	NRM	Itojo & Nyamukana T/C	F	2	55	48	-13	3	8	2	0	13	6	5	11	4	5	0	1	5	5	0	4	20

Identifiers			Perfor mance		Legislation				Contact Electorate		LLG	Monitoring Service Delivery												
Name	Political	Constituency	Gender	Terms Served	2016/17	2018/2019	% Change	Plenary	Committee	Motion	Special Skills	Sub Total	Meeting Electorate	Office	Sub Total	Sub County Meetings	Health	Education	Water	Roads	FAL	ENR	Sub Total	
Maximum Scores					100	100		8	8	5	4	25	11	9	20	10	7	7	7	7	5	5	45	
Ambrose Kyenjoga Nuwahereza	NRM	Rubaare	M	1	24	48	100	8	8	2	0	18	0	9	9	0	5	5	5	1	1	0	4	21
John Kamanyire Rutsigazi	IND	Ihunga	M	1	28	47	68	1	8	0	0	9	7	0	7	6	5	5	5	5	0	0	25	
Julius Rwenzigye	FDC	Rubaare	M	1		47		3	8	5	0	16	6	9	15	0	1	5	5	0	1	0	16	
Naboth Mpirirwe	NRM	Ntungamo S/C	M	1	47	46	-2	3	8	5	0	16	3	9	12	4	1	1	1	5	1	4	14	
Danson Twinomujuni	NRM	Nyamunuka T/C	M	1		46		3	8	0	0	11	6	9	15	0	5	5	1	4	1	0	20	
Edson Turyasingura	NRM	Rwentobo/Rwahi T/C	M	1		45		8	8	0	0	16	6	0	6	0	5	5	5	1	1	1	23	
Vincent Tugume	IND	Kayonza	M	1		43		1	8	5	0	14	3	9	12	6	0	5	1	4	0	0	11	
Canon Ketty Kapasi	NRM	Older Persons	F	3	29	43	48	3	8	0	0	11	10	9	19	0	0	0	1	4	0	4	13	
Peace Kaconco Natukunda	NRM	Rubare T/C & Rubare S/C	F	2	51	43	-16	8	8	5	0	21	3	9	12	2	1	0	1	1	0	4	8	
Nathan Tusiime	NRM	Kitwe T/C	M	1	47	42	-11	8	8	5	0	21	3	9	12	0	3	3	1	1	0	0	1	9
Saidat Tushabe	NRM	Rugarama	F	1	8	41	413	3	8	5	0	16	3	9	12	0	3	3	1	1	3	0	2	13
Goliath Karuru	IND	Rwashamire	M	1	43	41	-5	3	8	5	0	16	6	9	15	4	1	0	4	1	0	0	6	
Alex Safari Musinguzi	NRM	Kafunju Mirama TC	M	1		40		3	8	5	0	16	6	9	15	0	4	2	1	0	2	0	9	
Christine Turyamuzara	NRM	Nyabihoko, Nyabushenyi, Rwahamei	F	1	32	40	25	3	8	0	0	11	6	9	15	0	5	1	1	5	1	0	1	14
Anthony Byaruhanga	NRM	Older Persons	M	4	38	40	5	1	0	5	0	6	7	9	16	4	0	1	3	1	5	0	4	14
Ronald Bukenya	NRM	Eastern Div	M	1	35	39	11	1	8	2	0	11	7	5	12	6	1	5	1	1	0	1	10	
Sakina Ampaire	NRM	Bwongyera S/C & Nyamanuka TC	F	1	73	38	-48	3	0	0	0	3	6	9	15	4	1	4	1	4	1	1	16	
Florence Kyomuhendo	NRM	Rukoni East	F	1		38		3	8	0	0	11	7	9	16	0	5	1	1	1	1	1	11	
Rovinah Arinaitwe*	NRM	Rukoni West/ Kitwe T/C	F	1		38		1	8	5	0	14	6	9	15	0	5	1	1	0	0	1	9	
Benjamin Turyatunga	NRM	Rwisho T/C	M	1		38		3	8	0	0	11	3	9	12	0	1	5	5	1	1	1	15	
Emily Atuhaire Nuwagaba	NRM	Youth	F	1	23	38	65	8	8	5	0	21	0	9	9	0	1	0	1	1	0	4	8	
Lawrence Baitwababo	NRM	Bwongyera	M	1		37		1	8	5	0	14	3	9	12	4	1	1	1	1	0	2	7	

Identifiers				Performance		Legislation				Contact Electorate		LLG	Monitoring Service Delivery												
Name		Political	Constituency	Gender	Terms Served	2016/17	2018/2019	% Change	Plenary	Committee	Motion	Special Skills	Sub Total	Meeting Electorate	Office	Sub Total	Sub County Meetings	Health	Education	Agriculture	Water	Roads	FAL	ENR	Sub Total
Maximum Scores						100	100		8	8	5	4	25	11	9	20	10	7	7	7	7	7	5	5	45
Benard Ahabwe Mukasa	NRM	Ruhaama		M	1	51	37	-27	8	8	5	0	21	0	9	9	2	1	1	1	1	1	0	0	5
Esther Twinomugisha	NRM	Rweikiniro		F	1		37		3	8	2	0	13	0	9	9	0	4	0	1	4	1	0	5	15
Justine Kyofuna	NRM	Ruhama		F	1		36		3	8	5	0	16	3	5	8	0	1	5	5	0	0	0	1	12
Stephen Seagull Bamusiime	NRM	Rukoni West		M	1		36		1	8	0	0	9	4	9	13	2	0	1	5	1	1	0	4	12
Juliet Turyashaba Mpamize	NRM	Ntungamo Municipality		F	1	58	35	-40	0	0	0	0	0	3	9	12	6	1	1	5	4	5	0	1	17
Emmanuel Binyerere	NRM	Western Div		M	2	16	35	119	1	0	0	0	1	0	9	9	0	1	5	5	5	0	4	25	
Wilberforce Kakiga Nuwandinda	NRM	Nyabihoko		M	1	50	34	-32	1	8	2	0	11	7	9	16	0	0	5	1	0	0	0	1	7
Nicholas Twikirize	NRM	Youth		M	1	40	34	-15	3	8	2	0	13	0	9	9	6	1	1	1	1	1	0	1	6
William Mugumya Kanahe	NRM	Central Div		M	1	34	33	-3	3	8	0	0	11	0	9	9	0	1	1	1	5	5	0	0	13
Shakillah Karyeija Mbabazi	NRM	Kafunjo Mirama		F	3		31		1	8	0	1	10	6	9	15	0	0	4	1	0	0	0	1	6
Nicholas Nuwagaba	NRM	Rukoni East		M	1	60	31	-48	3	8	2	0	13	3	9	12	0	1	1	1	1	1	0	1	6
Ezekiel Nagaba	NRM	Kibatsi Rwamabondo		M	1	23	30	30	1	8	2	0	11	0	9	9	0	1	1	1	1	5	0	1	10
Rosette Tumwikirize	NRM	Workers		F	1		26		1	0	0	0	1	0	9	9	0	5	5	1	0	5	0	0	16
Plaxeder Hamanya	NRM	Ntungamo		F	2	24	25	4	3	3	5	0	11	0	9	9	0	0	0	1	0	0	0	4	5
Augustine Kashaija	NRM	Nyakyera SC/TC		M	4	48	23	-52	1	8	5	0	14	0	9	9	0	0	0	0	0	0	0	0	0
Wilberforce Kamukama	NRM	Kagarama		M	1		22		1	0	0	0	1	4	9	13	0	1	1	1	1	0	0	4	8
Peace Tusiime	NRM	Nyakyera		F	2	29	21	-28	1	8	2	0	11	0	5	5	2	0	0	1	0	0	1	1	3
Everest Mubangizi*	NRM	Workers		M	1		20		1	0	5	0	6	3	9	12	0	0	0	0	0	0	1	1	2
Deborah Kobusingye	NRM	PWD		F	2	41	18	-56	1	8	0	0	9	0	0	0	0	1	1	1	0	5	0	1	9
Average						40	40	26	3	7	3	0	12	4	8	12	2	2	2	2	2	2	0	2	13

*Councillors Assessed Using Secondary Data

REFERENCES

Bainomugisha, A., Mbabazi, J., Muhwezi, W., W., Bogere, G., Atukunda, P., Ssemakula, E.G., Otile, O., M., Kasalirwe, F., Mukwaya, N., R., Akena, W., Ayesigwa, R., The Local Government Councils Scorecard FY 2018/19: The Next Big Steps; Consolidating Gains of Decentralization and Repositioning the Local Government Sector in Uganda. ACODE Policy Research Paper Series No. 96, 2020.

Ntungamo DLG (2019), Minutes of Ntungamo District Council FY 2018/19

_____ (2019), Minutes of Standing Committees of Ntungamo District Council FY 2018/19

_____ (2019), Minutes of the District Executive Committee FY 2018/19

Ntungamo DLG (2015), District Development Plan 2015/2016-2019/2020

Republic of Uganda (1995), Constitution of the Republic of Uganda

_____ (1997), Local Governments Act (CAP 243) as amended

UBOS (2019), District Population Projection 2015-2030

About ACODE: The Advocates Coalition for Development and Environment (ACODE) is an independent public policy research and advocacy Think Tank based in Uganda, working in the East and Southern Africa sub-regions on a wide range of public policy issues. Our core business is policy research and analysis, outreach and capacity building. Since its founding 19 years ago, ACODE has emerged as one of the leading regional public policy think tanks in Sub-Saharan Africa. For the last 8 consecutive years, ACODE has been recognized among the Top-100 Think Tanks worldwide by the University of Pennsylvania's annual Global-Go-To Think Tank Index Reports.

About LGCSCI: The Local Government Councils Scorecard Initiative (LGCSCI) is a policy research and capacity building initiative implemented by ACODE and ULGA. The initiative is a strategic social accountability initiative that enables citizens to demand excellence of their local governments and enables local governments to respond effectively and efficiently to those demands with the aim of improving service delivery.

ABOUT THE AUTHORS

Dr. Arthur Bainomugisha is the Executive Director of ACODE. He is a Lecturer of Peace and Conflict studies, in the Faculty of Religion and Peace Studies at Makerere University and a senior teaching fellow in the department of Public Administration and Governance at Uganda Christian University Mukono. He formerly worked as a Civil Society Fellow at the International Peace Institute in New York. He has authored various research publications. He holds a PhD and an MA in Peace Studies, a Post Graduate Diploma in Research Methods from the University of Bradford (UK) and A BA in Mass Communication from Makerere University.

Geoffrey Rukyamuzi Bagalamuggaga is a Research Fellow at the Institute of Interdisciplinary Training and Research, Mbarara University of Science and Technology. Geoffrey holds a master's degree in Ethics and Public Management and a Bachelor's Degree in Arts with education from Makerere University.

Flavia Ninsiima is a lecturer at Management training and advisory center (MTAC) whose focus is Public Administration and Research methods. He has been a consultant for a number of local CSOs on issues of environment, and human rights.

ADVOCATES COALITION FOR DEVELOPMENT AND ENVIRONMENT
Plot 96, Kanjokya Street, Kamwokya. P. O. Box 29836, Kampala. Tel: +256 312 812150
Email: acode@acode-u.org; library@acode-u.org. Website: www.acode-u.org

WITH SUPPORT FROM:

